

UTILITY ADVISORY BOARD

Thursday, May 15, 2025

8:30 – 9:30 am

1300 Market Ave SW

AGENDA

1. Approval of Minutes – April 17, 2025
2. Public Comments on Agenda Items
3. Approval of Agenda
4. Water Education and Outreach - Caron
5. Add-to-Tax Collection – Giffel
6. 2025 Water/Sewer Rate Study – Verbrugge
 - a. Schedule
 - b. USD Size Recommendations
7. FY2026 Budget – Verbrugge
8. Updates
 - a. 2025 Water/Sewer Report (April) – McCaul
9. Public Comments
10. Items from Members
11. Next Meeting – July 17
12. Adjournment

UTILITY ADVISORY BOARD
Thursday, April 17, 2025
MINUTES

Members Present

Tim Burkman (chair), Tiffany Berry, Jeff McCaul, Samarhia Giffel, Jared Grabinski, James Kirkwood, James Ouzts, Darrel Schmalzel, Julius Suchy, and Tai Verbrugge

Alternates Present

Alan Avitia, Brian Bradley, and Kieran Kelley

Others Present

Kolene Allen, Carly Aller, Kurt Anderson, Rachael Brower, Alexia Hall, Andrew Meyer, and Dan Taber

Call to Order

Mr. Burkman called the meeting to order at 8:30 am.

Approval of Minutes – March 20, 2025

Motion to approve the minutes with two small changes suggested by members by Mr. Verbrugge and seconded by Mr. Grabinski.

MOTION CARRIED.

Public Comments on Agenda Items

There were no public comments.

Approval of Agenda

Motion to approve the agenda by Mr. Verbrugge and seconded by Ms. Giffel.

MOTION CARRIED.

Quarterly Financials

Mr. Verbrugge gave an update on revenue for the third quarter for water and sewer.

Water's revenue is up by about 9% from the prior year. Most of this can be attributed to the new rates going into effect on January 1 and billed volume, which increased for some communities. Expenses also grew by around 2%, but by less than revenue, which is the desired outcome. Net income is currently at around \$3M from where we were the prior year.

Sewer's revenue is up 4% from the prior year. This can mostly be attributed to RNG sales, which are performing better than expected. Also, sewer surcharges from industrial waste have declined in the last few years and is starting to recover, which is helping.

Ms. Hall gave an update on sewer expenses, which are up 4% from the prior year. Major factors affecting this are: (1) an increase in personnel costs attributed to vacancies being filled, (2) a decrease in supply costs due to efficiency gains in chemical usage, and (3) an increase in expenses for other services and charges due to costs associated with natural gas production and utilities. Sewer is working with DTE and Consumers to try to reduce these costs. Overall, expenses for sewer are on track for FY2025.

Overall, Water and Sewer are hitting their marks this year. Currently, the projections for the rate study at the end of the year are 3% water and 6% sewer. This could decrease if we continue to outperform on the revenue side.

Mr. Burkman asked about the spike in the Natural Gas Revenue in February 2025. Ms. Hall said that the spike is because of the transition from DTE to STX which will begin to balance out as we continue with STX.

Add-to-Summer Tax Option

Ms. Giffel gave information on the Add-to-Tax Option (ATT) for 2025. Normally, Kentwood and Walker participate in this option and she encouraged other partner communities to participate as well. This helps to keep the delinquent amounts down. It will go into effect 30 days from June 2nd. Partners who wish to participate in this need to let her know by May, 16, 2025.

USD Map Updates / June Meeting

Mr. Verbrugge stated that the June meeting is currently scheduled for June 19, 2025 which is a holiday for the City of Grand Rapids and some other communities. June is typically when changes to USD maps need to be approved so they can be included in the annual rate study. At the May meeting, a decision must be made to cancel or move the meeting in June. If partners have requests to change their USD maps and they can be made before the meeting in May, then the June meeting can be canceled. We will vote on this in May.

Updates

2025 Water/Sewer Report (March)

Mr. McCaul presented the Water/Sewer report for March 2025. These included four projects:

- Reconstruction on Fuller Avenue from Kalamazoo to Boston and Ramona to Adams as well as Rotomill/Resurfacing of Fuller Ave from Boston to Ramona. This project began on March 25th.
- Reconstruction on Kendall Street from Kalamazoo to Kentridge and Fruitwood Drive from Covell to Woodcrest which is scheduled to begin soon.
- Water Main Replacement, reconstruction and resurfacing on Burton Street from 120' east of Division to Giddings. This is partially funded by DWSRF and includes 113 lead service line replacements. This will not begin until FY2026.
- Replacement of lead service lines at various locations – this includes 420 lead service line replacements. This will begin late summer or early fall.

Biogas Regulatory Reform Rule (BRRR) update

Mr. Ouzts gave an update regarding biogas sales under the new rule. He presented a memo with this information which included a financial report for January and February. To date, the City has completed these two months with a net revenue of \$204,458 and \$212,553 respectively. March is currently being finalized as the process takes 30-60 days to complete.

Public Comments

There were no public comments.

Items from Members

Ms. Giffel reported that the City completed its Water Quality Report for 2025. Copies were available for anyone that wanted one. She also said that since fluoride has been in the news lately, EGLE and DHHS decided to release a memo to Michigan community water suppliers in support of continuing the practice of adding fluoride to their supplies per the recommended guidelines. Ms. Giffel was able to review it before and give her input. Regarding the transparency and affordability bills, those are still being worked on in DC to try to get support for them.

Mr. Anderson gave a report on the Local Limit Ordinance. Industrial Pretreatment Program is still waiting on the state's review for compatibles. They have an EGLE audit scheduled in May and will ask them about the status of the Local Limit Ordinance at that time.

Mr. Meyer stated that the sewer permit is still in draft. The Water Resource Recovery Facility has been running as expected. They did receive a dissolved oxygen violation to the river. The level on the final effluent was 4.9 while EGLE requires it to be maintained at 5.0 or more. A corrective action plan was submitted to EGLE and the problem has been corrected to ensure it doesn't happen again. The concentrated waste digester created an issue that will likely cause an air quality violation. As a result, the flare is being used. This will not affect RNG sales. Staff are working to bring it back online. A tank usually takes around 30 days to stabilize but they are hoping to find a way to speed this process up.

Mr. Taber reported that Stormwater received national recognition for Grand Rapids and local environmental partners, including WMEAC and LGROW. He thanked their customer communities for their continued support. The award was for legacy work helping to keep the Grand River clean. This included stormwater initiatives and improving water quality through activities like the CSO project.

Mr. Suchy said that they are in the process of troubleshooting an issue at their Spaulding lift station where three pumps failed in a 2-month period resulting in a backup at an adjacent building. The owners are asking Ada Township to be responsible for over \$1M in damages. There have been power and thermal issues. Ada has consultants looking into those issues to try to figure out what's going on. He thanked Grand Rapids for loaning out a pump to use until theirs comes in, which has a 6-week lead time.

Mr. Taber also reported that during the storms a few weeks ago, some Consumers Energy transformers blew and got into the river. As a result, the City is reviewing their storm response procedure.

Next Meeting

The next meeting is scheduled for May 15, 2025.

Adjournment

Mr. Burkman adjourned the meeting at 9:07 am.

Hillary Caron

*Water Education &
Programs Coordinator*



Let's "Break the Ice"

Passions: Education and the environment
Core Values: Creativity, Authenticity, Curiosity



Water Education & Programs Coordinator



F-1 Municipal Drinking Water License



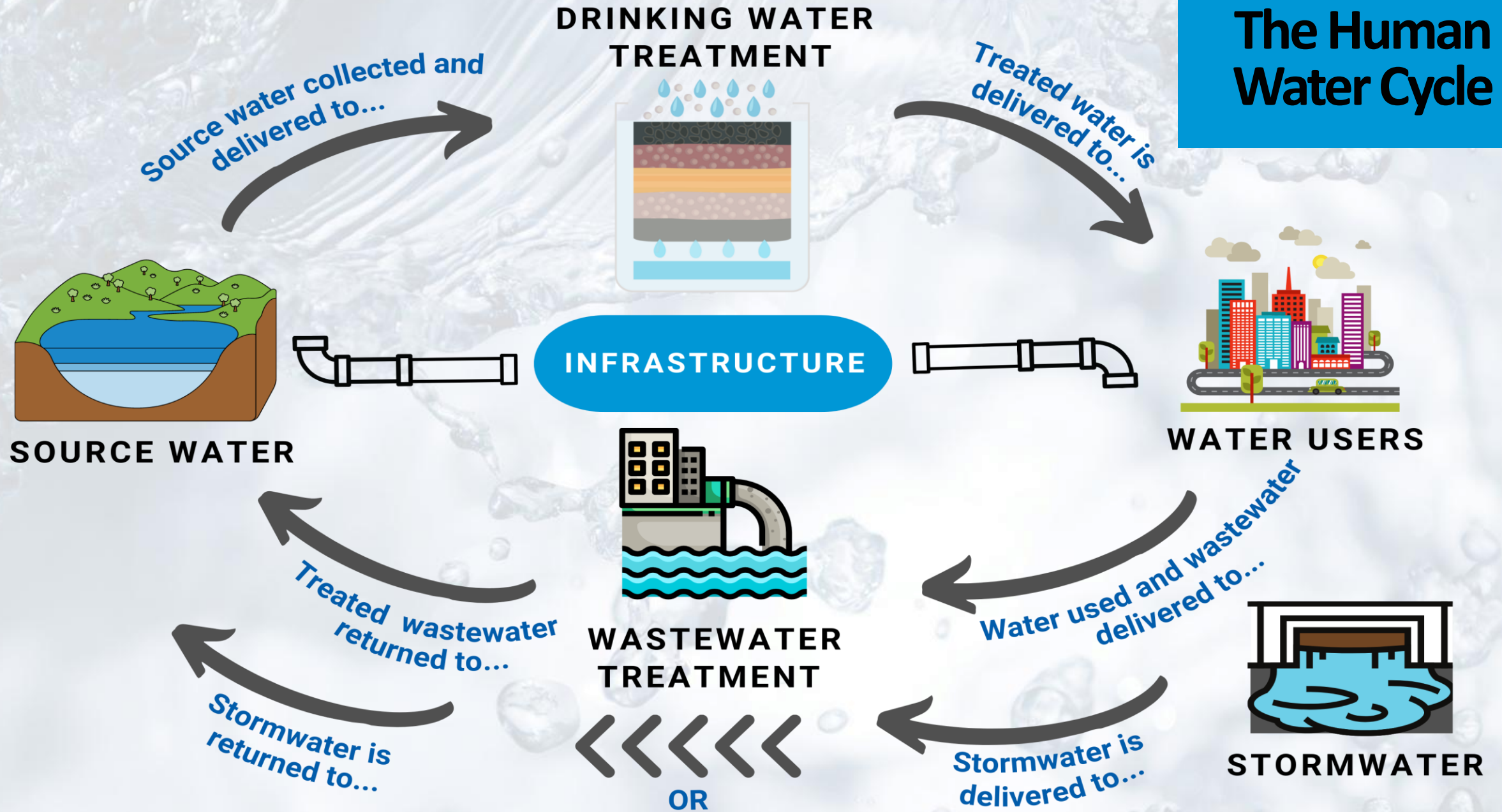
B.S./M.S. Biological Sciences



8 years in the water sector



The Human Water Cycle





WATER POOL-OOZA ON THE GRAND!

2025

RIVERSIDE PARK

2001 Monroe Ave NE
(Guild Street Entrance)
Grand Rapids, MI 49505

FREE

JUNE 7
10 AM - 2 PM

Join us for a free family event where students of all ages can explore careers in water, learn about conservation efforts, and discover how to become a water champion! Enjoy hands-on activities led by water professionals, nonprofits, and community partners.

Event highlights:

- Hands-on water activities
- Kayaking with Grand Rapids Park and Recreation
- Touch-a-Truck with City of Grand Rapids Public Services departments
- Rain Barrel Demonstration with Grand Rapids Community College MTEC
- Opportunities to learn about local water stewardship initiatives and how to become a Water Champion
- Resources for adults to learn about City services and community opportunities

To register as an attendee and learn more about this event, scan this QR Code



Join us in sharing the importance of safe, clean water!

- **Attend and Engage:** Join us on **June 7, 2025**, from **10 AM – 2 PM** at **Riverside Park** in Grand Rapids, MI, for Water Pool-ooza! Bring your team and provide a tabletop water activity to engage with attendees and share your organization's commitment to protecting our water resources. There is no cost to partner!
- **Volunteer:** Consider volunteering at the event to lend a hand and show your support for water conservation efforts in our community. To register as a volunteer and not host a water activity, please email Hillary Caron at waterprogam@grcity.us
- **Spread the word!** Share with your networks and connections about this fun event!



CALL FOR PARTNERS!



JUNE 7, 2025 | 10 AM - 2PM

RIVERSIDE PARK (GUILD ST. ENTRANCE)

**2001 MONROE AVE NE
GRAND RAPIDS, MI 49505**

Why Partner?

- Engage with the community, showcasing your commitment to social and environmental responsibility
- Join forces with 20+ community partners to create interactive water activity stations to empower attendees in becoming water champions!
- Share with students about opportunities for volunteering, jobs, and internships within the West MI community
- No cost to partner!



**SCAN TO
REGISTER
AS A
PARTNER!**

QUESTIONS? EMAIL WATERPROGRAM@GRCITY.US FOR MORE INFORMATION!

3-DAY CAMP

Utilizes the urban water cycle framework to showcase a variety of careers in Public Works

HUMAN-CENTERED EXPERIENCE

Educated campers about their water and where it goes through place-based learning

EMPOWERS THE NEXT GENERATION OF WATER STEWARDS

Provides real ways to take action



WATER CAREER CAMP FOR 6TH - 9TH GRADERS!

Are you interested in learning more about the **environment**, **sustainability**, and **STEM** (science, technology, engineering and mathematics)

The Water Career camp explores the Urban Water Cycle and careers in water. Campers will follow the lifecycle of our water, including where our water comes from, how it is treated and how to measure water quality. They will see how wastewater is treated and returned to the Grand River where it then travels back to Lake Michigan where it is cleaned and delivered back to our customers.



Option 1
JULY 22-24
2025

Option 2
JULY 29-31
2025

Cost
\$25

GRCC Leslie E. Tassell M-TEC
622 Godfrey SW
Grand Rapids, MI 49503

Scan this QR code
to sign up!



Email waterprogram@grcity.us for more information.

Since 2023, 15 interns have completed the Water Career Program

100% of interns have found full-time employment in the water sector

- 5 Drinking Water Operators
- 4 Municipal Wastewater Operators
- 1 Utility Aide
- 1 Industrial Wastewater Operator
- 1 Mechanic
- 1 Contract Operator
- 1 Civil Engineer
- 1 Utility Field Operator

Applications for the 2025-2026 cohort open in June!



**Learn more
about the Water
Career Program
Here!**



TIDE TALKS



We're inviting passionate water experts to be a guest in our new professional development series for our internship program! Share your knowledge on any of these topics and inspire the next generation!

- 💧 Your Career Pathway
- 💧 Leadership Insights
- 💧 Professional Development
- 💧 Pressing Water Issues
- 💧 Technical Talks
- 💧 Your Choice!



Most Thursdays



01:30 PM - 2:30 PM



Virtual or In-person

SIGN UP TODAY!



**Join us in inspiring the
next wave of water
professionals!**


HILLARY CARON

E-MAIL: hcaron@grcity.us

PHONE: 616-456-3930

WEBSITE: grcity.us/water

Let's Chat!



MEMORANDUM

CITY OF GRAND RAPIDS

DATE: May 15, 2025

TO: Utility Advisory Board (UAB), Members

FROM: Samarhia Giffel, Administrative Service Officer II

SUBJECT: Collection of delinquent accounts eligible to be added to the property tax roll located in neighboring municipalities

The City of Grand Rapids Utility Business Office (UBO) processes delinquent accounts eligible to be added to the property tax roll bi-annually. The account holder is sent an add-to-tax (ATT) letter with bill payment information and educational information on the ATT process. During tax lien collections, members of the UAB are presented with the option to add final delinquent accounts to their summer tax roll; however, in the winter lien period the UBO sends all final and active delinquent accounts to respective retail partner communities.

Section 13 of the retail water and sanitary sewer service agreement provides for the collection of delinquent water and/or sanitary sewer accounts. Per the agreement, the City of Grand Rapids is allowed to certify and assign any account that is delinquent for a period of at least ninety (90) days.

There are times when customers *outside* our retail communities are connected to the system as retail customers and permitted the rates charge of the closest retail community. For example, a customer who lives in Ada, connected to the Grand Rapids water/sewer system near Cascade Township, will be treated as a retail customer and charged Cascade Township rates while having their meter maintained by the City of Grand Rapids. There are 26 instances of these cases, listed here:

- 11 Ada Township parcels - billed as retail customers using Grand Rapids Township rates
- 1 Alpine Township parcel - billed as retail customer using City of Walker rates
- 14 Plainfield parcels - billed as retail customers using City of Grand Rapids rates

In order to maintain revenue requirements, we collect delinquent balances via the property tax roll for the parcel location. We reach out to the municipal authority, seeking collection from the municipality, while the municipality in turn seeks collection from the customer via the tax roll. Currently this process is not bound by an agreement. Barring any obstacles, most non-retail communities will adhere to this process.

The City of Grand Rapids wants to continue to serve all within reach of our drinking water and sewer services. We are discussing options and changes to the contract to incorporate the outliers in partner municipalities. We are sure that our wholesale partners have experienced similar irregularities and welcome a discussion and sharing of processes that ensure you receive payment for services.

SG

MEMORANDUM

CITY OF GRAND RAPIDS

DATE: May 15, 2025

TO: Utility Advisory Board

FROM: Tai Verbrugge
Utility Financial Officer

SUBJECT: 2025 Water/Sewer Rate Study Schedule

Below is the 2025 Water/Sewer Rate Study Schedule:

2025 Rate Study Schedule – Major Tasks	Date
UAB Meeting: Approval of USD Size	05/15/2025
Verification of zonegating maps/flow percentages	08/16/2025
UAB Meeting: Presentation of Task 30 – Fees, Charges and Penalties	10/16/2025
Capital needs requests due from customer communities	10/31/2025
Provide Preliminary Rate Study to UAB partners and customer communities (Begin 30-day UAB review and comment period – ends on 12/06/2025)	11/06/2025
UAB Meeting: Presentation of the Preliminary Rate Study to UAB partners and customer communities	11/06/2025
Present Preliminary Rate Study to City of Grand Rapids Commission (Initiation of 20-day public comment period – ends on 12/01/2025)	11/11/2025
Approval of resolution for Grand Rapids rates and fees to be effective January 1, 2026	12/16/2025
Approval of resolution for customer community rates and fees to be effective January 1, 2026	12/16/2025
Notification to customer communities of City Commission’s approval of the rates and fees to be effective in 2026	12/18/2025

If you have any questions, please contact me at (616) 456-4386 or tverbrugge@grand-rapids.mi.us.

MEMORANDUM

CITY OF GRAND RAPIDS

DATE: May 15, 2025

TO: Utility Advisory Board

FROM: Tai Verbrugge
Utility Financial Officer

SUBJECT: **2025 Water/Sewer Rate Study USD Size Recommendations**

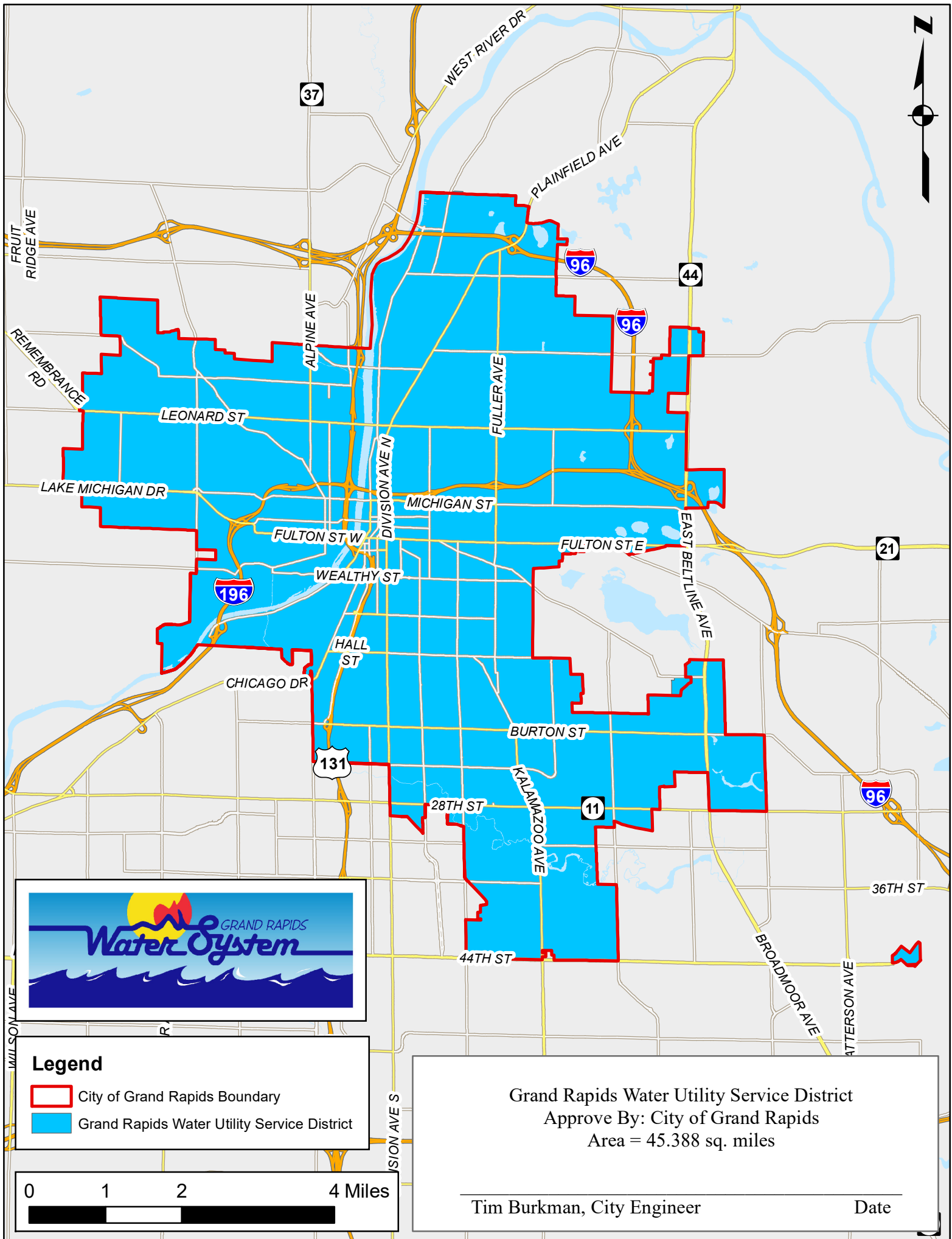
At the Utility Advisory Board meeting on April 17, 2025, the Board was notified that the currently approved Utility Service District (“USD”) areas would be formally submitted for re-approval at the following UAB meeting, to be held on May 15, 2025. Any desired updates were to be requested in advance of that May meeting. Since the approval of the USD maps last year, on June 20, 2024, minor changes have been submitted for Kentwood, Grand Rapids Township, East Grand Rapids, and the City of Grand Rapids. Of significant note is the impending addition of Caledonia Township to the Water Supply System, which is anticipated to begin in 2025.


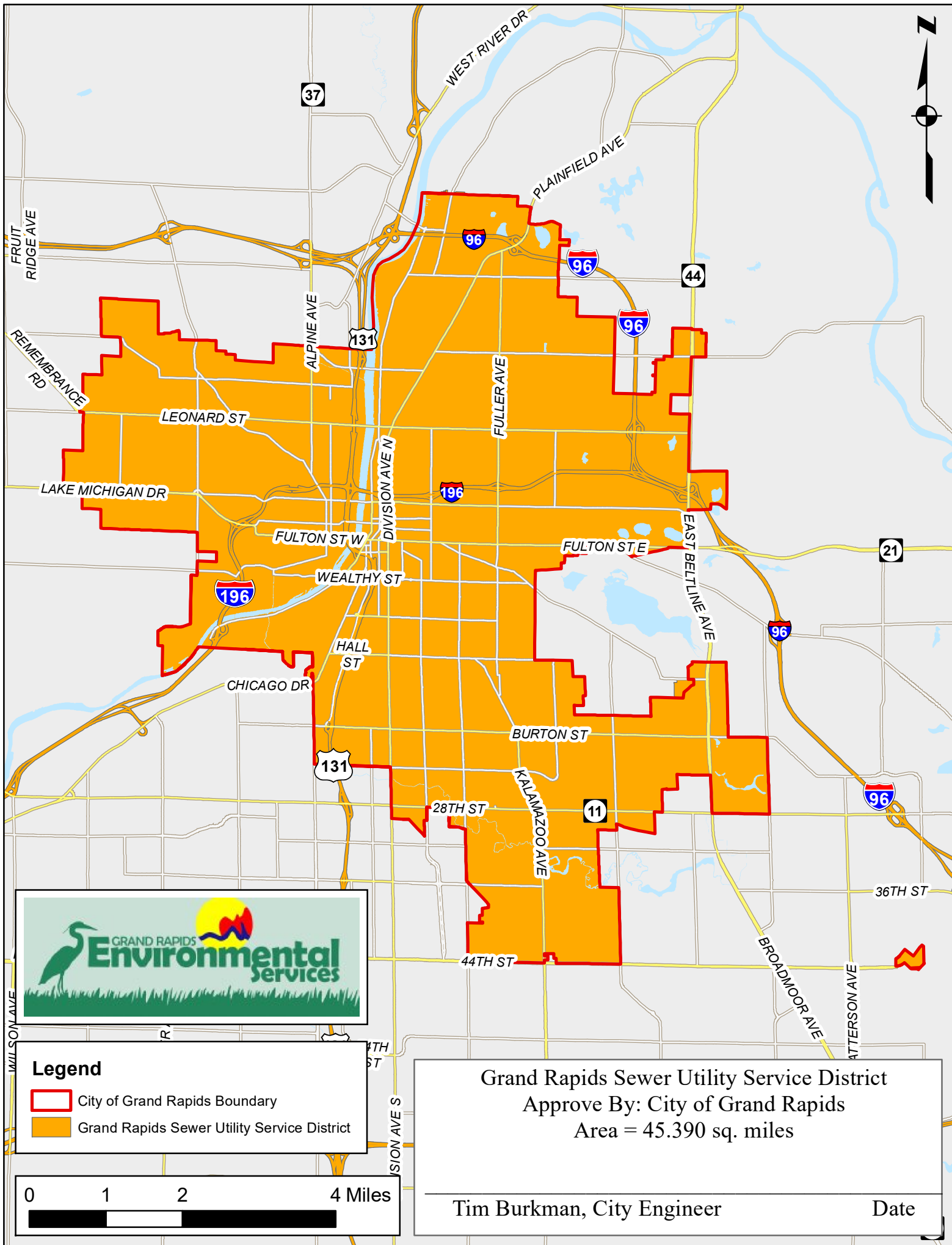
At this time, the Utility Finance division recommends proceeding with the below USD sizes for the purposes of the 2025 Water/Sewer Rate Study:

	Water	YoY Change		Sewer	YoY Change
Grand Rapids	45.388	0.044		45.390	0.044
Walker	24.842	-		19.230	-
Kentwood	13.523	-		14.413	0.186
Cascade	21.132	-		16.814	-
Grand Rapids Twp	10.913	(0.047)		8.582	-
Tallmadge Township	2.780	-		2.617	-
Wright Township	-	-		0.898	-
East Grand Rapids	3.373	0.003		3.325	(0.045)
Ada	7.215	-		7.258	-
Caledonia Township	5.248	5.248		2.499	-
(Total Square Miles)	134.414	5.248		121.026	0.185



The signed USD maps by customer community will be found on the City's website under the Customer USD Maps section here: <https://www.grandrapidsmi.gov/Government/Boards-and-Commissions/Regional/Utility-Advisory-Board-Documents>.


If you have any questions, please contact me at (616) 456-4386 or tverbrugge@grand-rapids.mi.us.





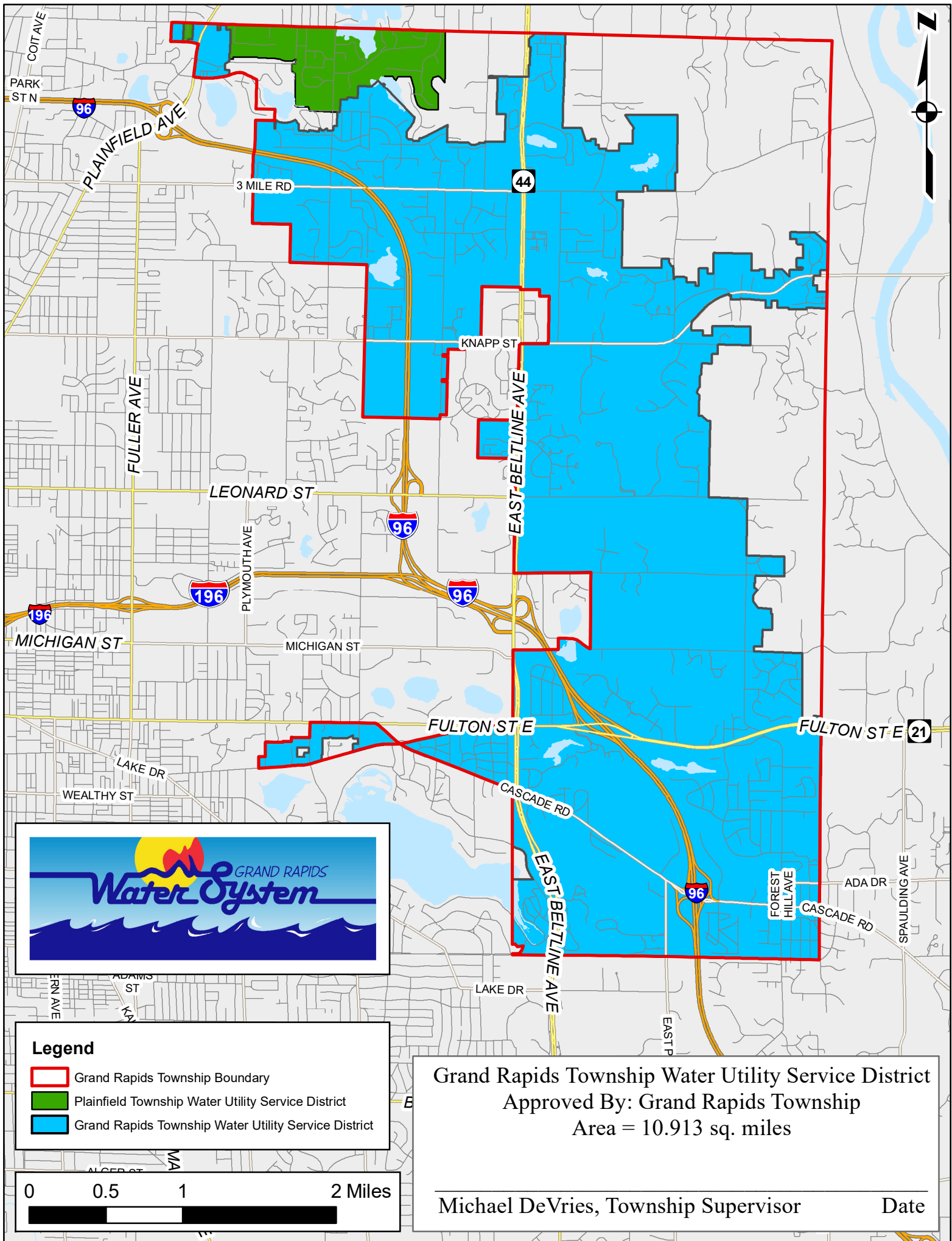
Legend

-  City of Grand Rapids Boundary
-  Grand Rapids Sewer Utility Service District



Grand Rapids Sewer Utility Service District
Approve By: City of Grand Rapids
Area = 45.390 sq. miles

Tim Burkman, City Engineer Date



Legend

- Grand Rapids Township Boundary
- Plainfield Township Water Utility Service District
- Grand Rapids Township Water Utility Service District

Grand Rapids Township Water Utility Service District
Approved By: Grand Rapids Township
Area = 10.913 sq. miles

Michael DeVries, Township Supervisor Date

MEMORANDUM

CITY OF GRAND RAPIDS

DATE: May 15, 2025

TO: Utility Advisory Board

FROM: Wayne Jernberg, P.E., Acting Managing Director, Water and ESD

SUBJECT: City of East Grand Rapids - Water Utility Service District (USD) and Sanitary Sewer USD Change Request

The City of East Grand Rapids is requesting to modify both their Water Utility Service District (USD) and their Sanitary Sewer USD size. The area has been reviewed in accordance with the Utility Advisory Board (UAB) Policy #10-01. Under this policy, USD modifications are to follow the established and approved standards outlined by this policy. In review of the submittal from the City of East Grand Rapids, there are three proposed USD changes to the Water USD and one proposed USD modification to the Sanitary Sewer USD. Each change impacts a neighboring community.

The Water USD in the City of East Grand Rapids is proposed to be increased through multiple changes by approximately 0.003 sq. miles of area, for a total of 3.373 sq. miles. The proposed changes include three areas where property is being added to the East Grand Rapids Water USD from Grand Rapids Township and one area where property is being removed and transferred to the City of Grand Rapids. The proposed changes will result in a reduction of 0.047 sq. miles to the Grand Rapids Township Water USD and an increase to the City of Grand Rapids Water USD of 0.044 sq. miles.

- The area being removed from the East Grand Rapids Water USD and added to the Grand Rapids Water USD are the parcels located at 3120 Lake Drive SE and 1453 Knollcrest Circle SE which is bound by Lake Drive on the north. Any development here would require connection to the Grand Rapids Water System through the private Calvin University system.
- Seven parcels along the west side of Reeds Lake Boulevard in Grand Rapids Township would be removed from the Grand Rapids Township Water USD and added to the East Grand Rapids Water USD. All seven properties are served through the East Grand Rapids wholesale water system. The included properties are:
 - 4011 Reeds Lake Boulevard SE
 - 4029 Reeds Lake Boulevard SE
 - 4069 Reeds Lake Boulevard SE
 - 4095 Reeds Lake Boulevard SE

- 4101 Reeds Lake Boulevard SE
- 4151 Reeds Lake Boulevard SE
- 4201 Reeds Lake Boulevard SE
- The property at 151 Lakeside Drive SE in Grand Rapids Township would be removed from the Grand Rapids Township Water USD and added to the East Grand Rapids Water USD. The property is served through the East Grand Rapids wholesale water system.
- Fourteen parcels north of Robinson Road between Lakeside Drive SE and Maryland Avenue SE in Grand Rapids Township would be removed from the Grand Rapids Township Water USD and added to the East Grand Rapids Water USD. All fourteen parcels are currently served by the East Grand Rapids wholesale water system. The properties include:
 - 2345 Robinson Road SE
 - 95 Mercer Drive SE
 - 98 Mercer Drive SE
 - 100 Mercer Drive SE
 - 102 Mercer Drive SE
 - 110 Mercer Drive SE
 - 115 Mercer Drive SE
 - 116 Mercer Drive SE
 - 122 Mercer Drive SE
 - 127 Mercer Drive SE
 - 130 Mercer Drive SE
 - 141 Mercer Drive SE
 - 150 Mercer Drive SE
 - 161 Mercer Drive SE

The Sanitary Sewer USD in the City of East Grand Rapids is proposed to be reduced through the removal of approximately 0.044 sq. miles of area, for a total of 3.325 sq. miles. The area being removed will be added to the City of Grand Rapids USD and results in a new Sewer USD area for the City of Grand Rapids of 45.390 sq. miles.

- The area being removed from the East Grand Rapids Sewer USD and added to the Grand Rapids Sewer USD are the parcels located at 3120 Lake Dr. SE and 1453 Knollcrest Cricle SE which is bounded by Lake Drive on the north. Any development here would require connection to the Grand Rapids Sanitary Sewer through the private Calvin University system.

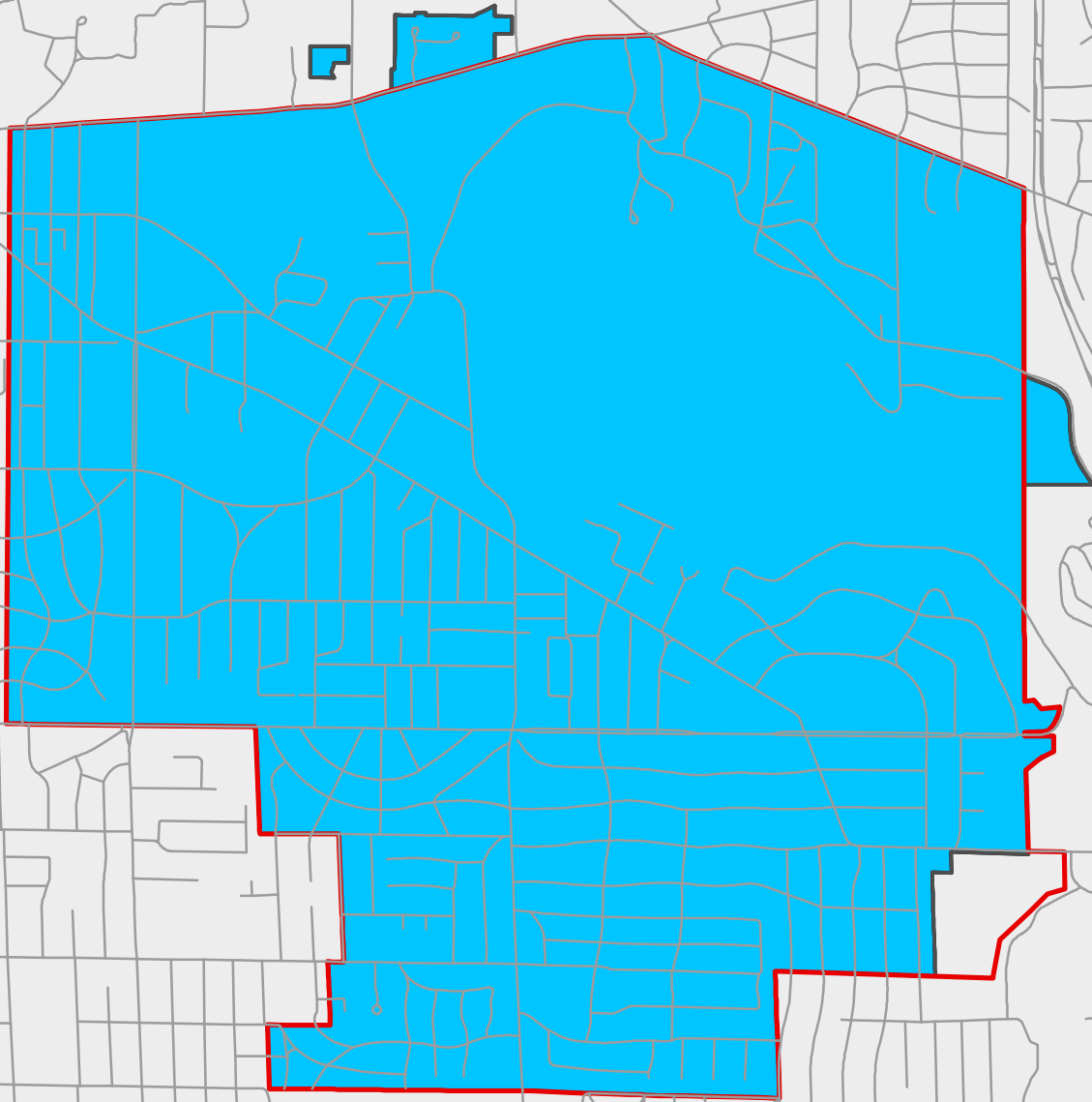
The maps for the City of East Grand Rapids, City of Grand Rapids and Grand Rapids Township are all being updated to reflect these changes. If approved, these changes will be reflected in the 2025 Water and Sewer Rate Study.

The areas have been reviewed and for the reasons listed prior, have been found to meet the requirements listed in UAB Policy #10-01. Because of this, I am recommending that these changes be made in the Water and Sewer USD maps for the three communities noted and should be considered for approval by the UAB.



Please review and contact me should you have any questions or comments.

WJ

Cc: Tai Verbrugge
Lindsay Sagorski-Munsell
James Ouzts
Tim Burkman



Legend

-  City of East Grand Rapids Boundary
-  City of East Grand Rapids Water Utility Service District


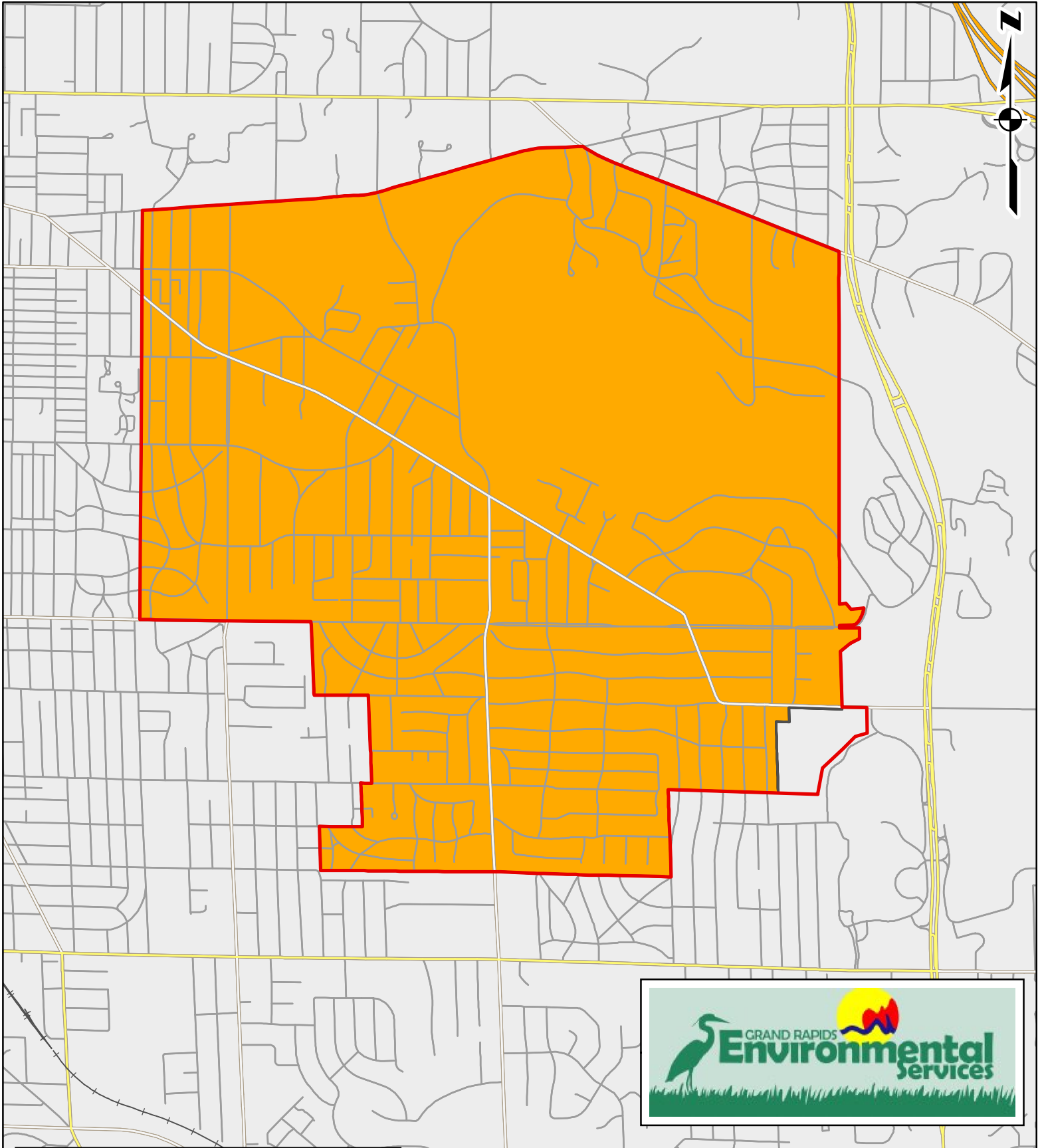
0 0.25 0.5 Miles





City of East Grand Rapids Water Utility Service District
Approved By: City of East Grand Rapids
Area = 3.373 sq. miles

Doug LaFave, Deputy City Manager

Date



Legend

-  City of East Grand Rapids Boundary
-  City of East Grand Rapids Sewer Utility Service District

City of East Grand Rapids Sanitary Utility Service District
Approved By: City of East Grand Rapids
Area = 3.325 sq. miles

0 0.25 0.5 Miles

Doug LaFave, Deputy City Manager Date

City of Grand Rapids Water & Sewer Systems

UTILITY ADVISORY BOARD - FY2026 BUDGET REVIEW PRESENTATION

MAY 15, 2025



Water - Financial Overview

- **FY2026 Request: \$61,816,162** **FY2025 Adopted: \$58,178,505** **% Change: 6.25%**
- **Excluding Cash Capital FY2026 Request: \$48,461,162** **FY2025 Amended: \$46,728,505** **% Change: 3.71%**
- Expenditures:
 - Personnel Services – Four new positions added with a total net cost increase of approximately \$298k
 - Water Service Worker I - \$89k
 - Utility Supervisor - \$135k
 - Laboratory Tech - \$25k (net cost due to reduction of \$70k in temp expenses)
 - Office Assistant IV - \$49k (50/50 split with ESD)
 - Contractual Services - \$699k increase (10%)
 - Arc Flash study intended to develop electrical mitigation strategies budgeted at a cost of over \$1M spread across two years, required by insurance
 - Non-Emergency private lead service line replacement costs continue in FY26, budgeted for \$1.5M
 - Fleet Charges - \$210k increase (14%)
 - A-87 Cost Allocation - \$206k increase (18%)
 - Façade work at the LMFP building – Phase 1 budget of \$500k
 - Transfers for capital funding - \$1.9M increase highlighted by the \$2.8M in project costs for Godfrey Ave – Oxford to Chestnut
- Revenues:
 - Projected revenue up \$2.9M (4.77%) compared to FY2025 Adopted
 - 3.5% projected rate increase for CY 2026 (system average)
 - Fire Dept. and HOT rental agreements at Coldbrook represent \$225k in revenue for rent of space
 - Partnership with GRCC on Water Career Program grant to foster workforce development, awarded up to \$300k in reimbursement activities

Water - Capital Overview

20-year Comprehensive Master Plan (CMP) includes Asset Management Plan (AMP)

- CMP update began in 2024 and continuing through FY26
- EGLE is our regulatory agency and performs reviews of the AMP every 3 years

FY2026 Capital Budget: \$38.41M

- \$34.4M in the City of GR; \$3.1M is fully integrated; the rest in partner communities where the City is reimbursed through rates
- \$13.36M in cash, \$25.1M in DWRf loans

Key Projects

- Lead Service Line Replacements
 - Approximately 1,900 LSLR's planned for FY26
 - \$9M in DWRf loan for Lead Service Line Replacement work
- \$16.1M of planned DWRf funded watermain replacement projects that include Oakwood, Valley, Berkshire, Wealthy, Jefferson, Buchanan, Millbank and Plymouth

Ensuring access to clean, safe water

- Investments in GR Neighborhoods with LSL and water infrastructure replacements
- Prioritize grant and principal forgiveness funding opportunities
- Secured \$11.4M in DWRf loans for watermain replacement at Burton Street and Boston Street
- Secured over \$6.4M in DWRf loans to replace nearly 800 lead service lines throughout the City

Sewer - Financial Overview

- **FY2026 Request: \$71,083,286 FY2025 Adopted: \$62,167,394 % Change: 14.34%**
- **Excluding Cash Capital FY2026 Request: \$53,550,786 FY2025 Amended: \$51,009,394 % Change: 4.98%**
- Expenditures:
 - Personnel Services – three new positions added with a total net cost increase of \$287k
 - Safety Technician - \$114k
 - Industrial Pretreatment Inspector - \$123k (expecting additional revenue of \$84k to help offset)
 - Office Assistant IV - \$49k (50/50 split with Water)
 - \$471k increase in A-87 Allocation costs (55.8%)
 - \$1.1M increase for Contractual Services (8.7%)
 - \$473k CHP Rebuild
 - \$400k lining, televising, and adjustments to sanitary
 - (\$458k) reduction in debt interest payments (4.7%)
 - No debt issuance in FY26
- Revenues:
 - Projected revenue up \$1.5M (2.09%) compared to FY2025 Adopted
 - 6.0% projected rate increase for CY 2026 (FY2025 assumed 6% vs. actual 2.91%)
 - \$166K reduction in industrial surcharges (6.6%)
 - \$1M reduction of RNG revenue due to BRRR regulation changes and volatility (33.3%)

Sewer - Capital Overview

FY2026 Capital Budget: \$17.53M

- All cash funded
- 57.1% increase over FY2025 Adopted Capital Budget
- \$4M – Godfrey Ave from Oxford St to Market – separation of storm & sewer infrastructure
- \$2M – North-South UV disinfection equipment replacement at WRRF – current model parts being phased out.
- \$1.6M – North Primary Power Substation Feeder & Breaker Replacements – current are 49 years old
- \$1.5M – SCADA Improvement – upgrade and overhaul of entire system
- \$1M – Groundwater Treatment at the WRRF – mandated by EGLE for Ash Lagoon remediation for PFAS treatment
- \$300k – East Paris Lift Station Forcemain Replacement – Replace ductile forcemain due to corrosion

Other Items of Note

- Discussions at State level for \$4M grant funding for the UV Disinfection Project

Grand Rapids MI
WATER OPERATIONS (5910)
STATEMENT OF OPERATIONS

	ACTUAL 2024	ADOPTED 2025	AMENDED 2025	2025 Fiscal Year Estimate	PROPOSED 2026	FORECAST 2027	FORECAST 2028	FORECAST 2029	FORECAST 2030
Revenues									
450-Licenses & Permits	53,145	45,000	45,000	44,500	47,500	47,500	47,500	47,500	47,500
501-Federal Grants	0	0	0	0	0	0	0	0	0
539-State Grants	0	0	0	0	0	0	0	0	0
600-Charges for Services	56,129,638	57,512,404	57,512,404	57,716,941	59,694,935	61,693,544	63,980,330	66,048,328	68,454,981
655-Fines & Forfeitures	1,229,517	1,000,000	1,000,000	1,100,000	1,100,000	1,100,000	1,100,000	1,100,000	1,100,000
664-Investment Income & Rentals	4,204,515	2,173,795	2,173,795	2,700,111	2,763,139	2,815,311	2,735,789	2,700,193	2,643,405
671-Other Revenues	169,732	5,000	5,000	6,000	5,000	5,000	5,000	5,000	5,000
695-Other Financing Sources	163,316	193,075	193,075	193,075	225,070	125,589	0	0	0
Water Operations Total Revenues	61,949,863	60,929,274	60,929,274	61,760,627	63,835,644	65,786,944	67,868,619	69,901,021	72,250,886
Expenditures									
701-Personal Services	12,745,123	15,148,985	15,148,985	13,371,160	15,903,492	16,595,622	17,327,710	17,957,415	18,465,266
751-Supplies	4,568,275	5,400,749	5,400,749	4,964,721	5,263,331	5,343,749	5,442,197	5,532,544	5,629,288
800-Other Services and Charges	15,401,668	19,188,817	19,188,817	19,474,656	20,726,603	19,959,262	20,180,416	20,498,642	21,730,372
970-Capital Outlays	673,779	1,622,720	1,622,720	1,596,541	1,424,300	1,719,465	1,806,136	1,771,775	959,464
990-Debt Service	4,989,849	6,520,165	6,520,165	6,512,440	6,790,801	6,682,150	6,497,649	6,427,524	6,369,701
995-Other Financing	15,940,440	10,297,069	10,297,069	11,482,569	11,707,635	10,842,000	6,725,000	10,101,000	5,232,000
Water Operations Total Expenditures	54,319,134	58,178,505	58,178,505	57,402,087	61,816,162	61,142,248	57,979,108	62,288,900	58,386,091
Water Operations NET INCOME (LOSS)	7,630,729	2,750,769	2,750,769	4,358,540	2,019,482	4,644,696	9,889,511	7,612,121	13,864,795
Other Sources & Uses of Cash									
Less: Payment of Debt Service Principal	(8,502,530)	(6,194,602)	(6,194,602)	(6,194,602)	(7,102,914)	(8,972,653)	(9,537,262)	(10,001,953)	(10,927,572)
Net Other Sources & Uses	(8,502,530)	(6,194,602)	(6,194,602)	(6,194,602)	(7,102,914)	(8,972,653)	(9,537,262)	(10,001,953)	(10,927,572)
Net Change in Available Cash	(871,801)	(3,443,833)	(3,443,833)	(1,836,062)	(5,083,432)	(4,327,957)	352,249	(2,389,832)	2,937,223
Unrestricted Cash - Beginning of Year	37,409,274	36,537,473	36,537,473	36,537,473	34,701,411	29,617,979	25,290,023	25,642,272	23,252,440
Unrestricted Cash - End of Year	36,537,473	33,093,640	33,093,640	34,701,411	29,617,979	25,290,023	25,642,272	23,252,440	26,189,663
Reserve Targets									
Assigned to Operations - 25% of Total Spending	13,579,783	14,544,626	14,544,626	14,350,522	15,454,041	15,285,562	14,494,777	15,572,225	14,596,523
Unassigned Cash	22,957,690	18,549,014	18,549,014	20,350,889	14,163,939	10,004,461	11,147,495	7,680,215	11,593,140
Total	36,537,473	33,093,640	33,093,640	34,701,411	29,617,979	25,290,023	25,642,272	23,252,440	26,189,663
Unassigned Cash as a % of Total Expenditures	42.3%	31.9%	31.9%	35.5%	22.9%	16.4%	19.2%	12.3%	19.9%

**Grand Rapids MI
WATER OPERATIONS (5910)
STATEMENT OF OPERATIONS**

	ACTUAL 2024	ADOPTED 2025	AMENDED 2025	2025 Fiscal Year Estimate	PROPOSED 2026	FORECAST 2027	FORECAST 2028	FORECAST 2029	FORECAST 2030
Calculation of Debt Coverage:									
Water Operations NET INCOME (LOSS)	7,630,729	2,750,769	2,750,769	4,358,540	2,019,482	4,644,696	9,889,511	7,612,121	13,864,795
Depreciation	(11,574,106)	-	-	-	-	-	-	-	-
LESS:									
Grants	-	-	-	-	-	-	-	-	-
Investment Gains & Losses	(1,388,999)	-	-	-	-	-	-	-	-
Proceeds from Sale of Bonds	-	-	-	-	-	-	-	-	-
Gains-Loss on Sale of Assets - FA	51,727	-	-	-	-	-	-	-	-
BABS Income	(5,247)	-	-	-	-	-	-	-	-
Operating Transfers - Capital	-	-	-	-	-	-	-	-	-
Operating Transfers - Misc	(163,316)	(193,075)	(193,075)	(193,075)	(225,070)	(125,589)	-	-	-
	(5,449,212)	2,557,694	2,557,694	4,165,465	1,794,412	4,519,107	9,889,511	7,612,121	13,864,795
ADD:									
Depreciation	11,574,106	-	-	-	-	-	-	-	-
Interest Expense	4,983,849	6,503,165	6,503,165	6,503,165	6,781,526	6,672,875	6,488,374	6,418,249	6,360,426
Capital	15,878,242	11,450,000	11,450,000	11,450,000	13,355,000	12,500,000	8,425,000	11,840,000	7,010,000
Net Earnings	26,986,985	20,510,859	20,510,859	22,118,630	21,930,938	23,691,982	24,802,885	25,870,370	27,235,221
Senior Debt Service	9,083,831	9,083,950	9,083,950	9,083,950	9,100,150	9,105,950	9,126,800	8,838,850	8,831,350
Junior Debt Service	2,436,546	3,800,697	3,800,697	3,800,697	4,767,290	6,522,578	6,881,835	7,564,352	8,439,648
Total Annual Debt Service	11,520,377	12,884,647	12,884,647	12,884,647	13,867,440	15,628,528	16,008,635	16,403,202	17,270,998
Coverage Ratio - Senior Debt	2.97	2.26	2.26	2.43	2.41	2.60	2.72	2.93	3.08
Coverage Ratio - All Debt	2.34	1.59	1.59	1.72	1.58	1.52	1.55	1.58	1.58

Grand Rapids MI SEWAGE DISPOSAL OPERATIONS (5900) STATEMENT OF OPERATIONS									
	ACTUAL 2024	ADOPTED 2025	AMENDED 2025	2025 Fiscal Year Estimate	PROPOSED 2026	FORECAST 2027	FORECAST 2028	FORECAST 2029	FORECAST 2030
Revenues									
450-Licenses & Permits	58,622	110,000	110,000	110,000	110,000	110,000	110,000	110,000	110,000
501-Federal Grants	0	0	500,000	500,000	0	0	0	0	0
539-State Grants	8,213	0	0	0	0	0	0	0	0
600-Charges for Services	69,458,779	70,356,625	70,356,625	69,084,825	71,463,383	74,914,331	78,133,771	81,135,224	84,190,681
664-Investment Income & Rentals	3,149,285	1,639,494	1,639,494	2,085,181	2,064,267	2,103,042	2,029,808	1,984,931	1,923,790
671-Other Revenues	969,171	1,171,296	1,171,296	1,172,621	1,171,296	1,171,296	1,172,296	1,173,296	1,173,296
695-Other Financing Sources	150,788	0	0	0	0	0	0	0	0
Sewer Disposal Operations Total Revenues	73,794,858	73,277,415	73,777,415	72,952,627	74,808,946	78,298,669	81,445,875	84,403,451	87,397,767
Expenditures									
701-Personal Services	13,024,867	14,842,419	14,842,419	14,201,706	15,022,525	15,722,506	16,529,328	17,126,723	17,609,762
751-Supplies	2,753,047	3,886,566	3,886,566	3,784,293	4,101,609	4,256,838	4,403,201	4,481,890	4,545,931
800-Other Services and Charges	19,108,506	23,240,433	23,740,433	23,729,182	25,628,034	25,125,131	25,570,076	26,033,670	27,661,369
970-Capital Outlays	770,889	1,273,300	1,273,300	1,275,354	1,263,330	2,184,392	1,668,134	1,330,795	1,644,819
990-Debt Service	8,900,354	9,708,676	9,708,676	9,708,676	9,250,288	8,754,710	8,225,122	7,981,148	7,812,435
995-Other Financing	5,829,544	9,216,000	10,106,000	12,055,000	15,817,500	12,641,000	7,447,000	11,559,000	14,581,000
Sewer Disposal Operations Total Expenditures	50,387,208	62,167,394	63,557,394	64,754,211	71,083,286	68,684,577	63,842,861	68,513,226	73,855,316
Sewer Disposal Operations NET INCOME (LOSS)	23,407,650	11,110,021	10,220,021	8,198,416	3,725,660	9,614,092	17,603,014	15,890,225	13,542,451
Other Sources & Uses of Cash									
Less: Payment of Debt Service Principal	(13,935,000)	(14,410,000)	(14,410,000)	(14,410,000)	(14,930,000)	(15,775,000)	(16,305,000)	(12,290,679)	(13,654,074)
Net Other Sources & Uses	(13,935,000)	(14,410,000)	(14,410,000)	(14,410,000)	(14,930,000)	(15,775,000)	(16,305,000)	(12,290,679)	(13,654,074)
Net Change in Available Cash	9,472,650	(3,299,979)	(4,189,979)	(6,211,584)	(11,204,340)	(6,160,908)	1,298,014	3,599,546	(111,623)
Unrestricted Cash - Beginning of Year	31,875,037	41,347,686	41,347,686	41,347,686	35,136,102	23,931,762	17,770,854	19,068,868	22,668,415
Unrestricted Cash - End of Year	41,347,686	38,047,707	37,157,707	35,136,102	23,931,762	17,770,854	19,068,868	22,668,415	22,556,792
Reserve Targets									
Assigned to Operations - 25% of Total Spending	12,596,802	15,541,849	15,889,349	16,188,553	17,770,822	17,171,144	15,960,715	17,128,307	18,463,829
Unassigned Cash	28,750,884	22,505,859	21,268,359	18,947,550	6,160,941	599,710	3,108,153	5,540,108	4,092,963
Total	41,347,686	38,047,707	37,157,707	35,136,102	23,931,762	17,770,854	19,068,868	22,668,415	22,556,792
Unassigned Cash as a % of Total Expenditures	57.1%	36.2%	33.5%	29.3%	8.7%	0.9%	4.9%	8.1%	5.5%

Grand Rapids MI
SEWAGE DISPOSAL OPERATIONS (5900)
STATEMENT OF OPERATIONS

	ACTUAL 2024	ADOPTED 2025	AMENDED 2025	2025 Fiscal Year Estimate	PROPOSED 2026	FORECAST 2027	FORECAST 2028	FORECAST 2029	FORECAST 2030
Calculation of Debt Coverage									
Sewer Disposal Operations NET INCOME (LOSS)	23,407,650	11,110,021	10,220,021	8,198,416	3,725,660	9,614,092	17,603,014	15,890,225	13,542,451
Depreciation	(19,260,704)	-	-	-	-	-	-	-	-
LESS:									
Grants	(8,213)	-	-	(500,000)	-	-	-	-	-
Investment Gains & Losses	(1,145,178)	-	-	-	-	-	-	-	-
Gains-Loss on Sale of Assets - FA	429,042	-	-	-	-	-	-	-	-
BABS Income	(476,240)	(470,296)	(470,296)	(470,296)	(470,296)	(470,296)	(470,296)	(470,296)	(470,296)
Net Income	2,946,357	10,639,725	9,749,725	7,228,120	3,255,364	9,143,796	17,132,718	15,419,929	13,072,155
ADD:									
Depreciation	19,260,704	-	-	-	-	-	-	-	-
Interest Expense	8,900,354	9,708,676	9,708,676	9,708,676	9,250,288	8,754,710	8,225,122	7,981,148	7,812,435
Capital	-	11,158,000	12,048,000	12,048,000	17,532,500	14,370,000	9,220,000	13,370,000	16,433,000
Net Earnings	31,107,415	31,506,401	31,506,401	28,984,796	30,038,152	32,268,506	34,577,840	36,771,077	37,317,590
Outstanding Debt Service									
Senior Debt Service	23,225,519	23,180,225	23,180,225	23,180,225	23,242,589	23,279,392	23,270,535	19,008,362	20,209,509
Junior Debt Service	470,525	612,049	612,049	612,049	607,699	920,318	924,587	923,465	916,999
Annual Debt Service	23,696,044	23,792,274	23,792,274	23,792,274	23,850,288	24,199,710	24,195,122	19,931,827	21,126,509
Coverage Ratio - Senior Debt	1.34	1.36	1.36	1.25	1.29	1.39	1.49	1.93	1.85
Coverage Ratio - All Debt	1.31	1.32	1.32	1.22	1.26	1.33	1.43	1.84	1.77

Water System - FY2026 Capital Plan

						Time Period Code
						CAP PROPOSED FY2026
Organization Level 3 Code	Fund Level 5 Code	Posted at Project Code	Posted at Project Name	Organization Level 4 Code	Budget Object Code	Budget Data
536	5911	591117096	Watermain Oversizing	9000	6993	\$ 50,000
536	5911	591120045	3460-Efficiency & Sustain Projs	9000	6993	\$ 200,000
536	5911	591121059	Division-Fulton to Michigan	9000	6993	\$ 1,900,000
536	5911	591122038	North Yard Relocation	9000	6993	\$ 250,000
536	5911	591124001	Renewable Energy Projects	9000	6993	\$ 50,000
536	5911	591125041	5249-Kendall St-Kalamazoo Av to Kent Ridge Dr	9000	6993	\$ 500,000
536	5911	591125043	1426-Garfield Ave Butterworth to Fulton	9000	6993	\$ 200,000
536	5911	591125106	Adams-Colorado and Sylvan Lining	9000	6993	\$ 1,000,000
536	5911	TEMP20077	5900-Alger Tank - Inspect, Paint and Restore	9000	6993	\$ 500,000
536	5911	TEMP20118	8156-PRV Replacements Cascade Reg D	9000	6993	\$ 400,000
536	5911	TEMP22022	8354-FY26 Rotomill Projects - Lead Service Line Replacements	9000	6993	\$ 600,000
536	5911	TEMP22035	4352-Oakwood Avenue - Knapp Street to 3 Mile Road	9000	6993	\$ 350,000
536	5911	TEMP22037	4047-VALLEY - 4TH TO BRIDGE, 3RD - VALLEY TO GARFIELD	9000	6993	\$ 200,000
536	5911	TEMP22039	1405-Berkshire Street - Giddings Avenue to Kalamazoo Avenue	9000	6993	\$ 280,000
536	5911	TEMP22063	8222-Wealthy - Benjamin to Richard Terrace	9000	6993	\$ 60,000
536	5911	TEMP22065	8333-Jefferson - Franklin to Logan	9000	6993	\$ 150,000
536	5911	TEMP22069	8220-Buchanan - Hall to Corinne	9000	6993	\$ 230,000
536	5911	TEMP22070	1391-Millbank Street - Giddings Avenue to Newcastle Ave	9000	6993	\$ 85,000
536	5911	TEMP22071	5225-Plymouth - Burton south to RR	9000	6993	\$ 250,000
536	5911	TEMP24061	8550 - LMFP - East Lagoon Improvements	9000	6993	\$ 600,000
536	5911	TEMP26010	SCADA Improvements	9000	6993	\$ 500,000
536	5911	TEMP26012	Wilson PS - Site Drainage and Septic Improvements	9000	6993	\$ 200,000
536	5911	TEMP26013	LMFP - Chemical Containment & Carbon Feed Imp.	9000	6993	\$ 1,000,000
536	5911	TEMP26014	LMFP - Surve Valve Replacements	9000	6993	\$ 1,000,000
536	5911	TEMP26029	Godfrey Avenue - Oxford Street to Chestnut St.	9000	6993	\$ 2,800,000
5911 Total						\$ 13,355,000
536	5912	TEMP22022	8354-FY26 Rotomill Projects - Lead Service Line Replacements	9000	6981	\$ 9,000,000
536	5912	TEMP22035	4352-Oakwood Avenue - Knapp Street to 3 Mile Road	9000	6981	\$ 3,500,000
536	5912	TEMP22037	4047-VALLEY - 4TH TO BRIDGE, 3RD - VALLEY TO GARFIELD	9000	6981	\$ 2,000,000
536	5912	TEMP22039	1405-Berkshire Street - Giddings Avenue to Kalamazoo Avenue	9000	6981	\$ 2,800,000
536	5912	TEMP22063	8222-Wealthy - Benjamin to Richard Terrace	9000	6981	\$ 600,000
536	5912	TEMP22065	8333-Jefferson - Franklin to Logan	9000	6981	\$ 1,500,000
536	5912	TEMP22069	8220-Buchanan - Hall to Corinne	9000	6981	\$ 2,300,000
536	5912	TEMP22070	1391-Millbank Street - Giddings Avenue to Newcastle Ave	9000	6981	\$ 850,000
536	5912	TEMP22071	5225-Plymouth - Burton south to RR	9000	6981	\$ 2,500,000
5912 Total						\$ 25,050,000
Grand Total						\$ 38,405,000

Sewer System - FY2026 Capital Plan

						Time Period Code
						CAP PROPOSED FY2026
Organization Level 3 Code	Fund Level 5 Code	Posted at Project Code	Posted at Project Name	Organization Level 4 Code	Budget Object Code	Budget Data
527	5902	590215225	Var Loc CIPP Rehab of S/S	9000	6993	\$ 850,000
527	5902	590220034	2035-Godfrey Av-Oxford St to Market Av	9000	6993	\$ 4,200,000
527	5902	590222021	MAPS VFD Replacement	9000	6993	\$ 400,000
527	5902	590222029	Headworks Grit Pass	9000	6993	\$ 500,000
527	5902	590223030	Electrical Relays 42: Motors & Feeder Breakers	9000	6993	\$ 80,000
527	5902	590223032	Flow Meter Replacement	9000	6993	\$ 60,000
527	5902	590223033	HVAC Replacement	9000	6993	\$ 80,000
527	5902	590224001	Renewable Energy Projects	9000	6993	\$ 100,000
527	5902	590224039	Security updates at WRRF	9000	6993	\$ 75,000
527	5902	590224054	Groundwater Treatment at WRRF	9000	6993	\$ 1,000,000
527	5902	590224055	Ferrous Pumps & Piping Replacement	9000	6993	\$ 300,000
527	5902	590225034	North-South UV Disinfection	9000	6993	\$ 2,000,000
527	5902	TEMP22087	Lift Station Upgrades	9000	6993	\$ 350,000
527	5902	TEMP22090	Medium Voltage Cable Replacement	9000	6993	\$ 300,000
527	5902	TEMP22101	Valentine LS Upgrades	9000	6993	\$ 100,000
527	5902	TEMP24043	East Paris Lift Station Forcemain Replacement	9000	6993	\$ 300,000
527	5902	TEMP25039	MARB Water Line & Building Upgrades	9000	6993	\$ 250,000
527	5902	TEMP25044	North Primary - Primary Power Substation & Feeder Breakers R	9000	6993	\$ 1,600,000
527	5902	TEMP25045	North Secondary Return Sludge Improvements	9000	6993	\$ 500,000
527	5902	TEMP25046	North Secondary Treatment Improvements-Submersible Mixers	9000	6993	\$ 300,000
527	5902	TEMP25048	PERB MCC Replacement	9000	6993	\$ 300,000
527	5902	TEMP25049	SCADA Server Replacement	9000	6993	\$ 300,000
527	5902	TEMP26031	Woodlawn Cemetary Sanitary Sewer CIPP	9000	6993	\$ 500,000
527	5902	TEMP26032	B Street - Godfrey Ave to Underhill Ave	9000	6993	\$ 120,000
527	5902	TEMP26033	Forcemain Air Relief Valve Replacement	9000	6993	\$ 60,000
527	5902	TEMP26034	Plaster Creek Improvements	9000	6993	\$ 137,500
527	5902	TEMP26035	WRRF Sump Pump Replacement	9000	6993	\$ 20,000
527	5902	TEMP26036	Vital Street & CSO Separation at Various Locations	9000	6993	\$ 150,000
527	5902	TEMP26037	Scrubber Line Replacement	9000	6993	\$ 150,000
527	5902	TEMP26038	Pleasant St - Church Pl to Cesar E Chavez	9000	6993	\$ 150,000
527	5902	TEMP26042	WRRF Building Improvements	9000	6993	\$ 500,000
527	5902	TEMP26047	South Aeration Anoxic Zone Pump Replacement	9000	6993	\$ 300,000
527	5902	TEMP26079	SCADA Improvement	9000	6993	\$ 1,500,000
	5902 Total					\$ 17,532,500
Grand Total						\$ 17,532,500

**Water/Sewer UAB Report
April 2025**

Project Name	Contractor	Award Date	Substantial Completion Date	Final Completion Date	Water Fund Authorized NTE Amt	Sewer Fund Authorized NTE Amt	Est. Year for Rates	Integrated (Y/N)
Replacement of Lead Service Lines at VARIOUS LOCATIONS - Contract 2025-2	Miller Pipeline LLC	4/15/2025	7/31/2026	11/14/2026	\$3,536,000.00	N/A	2027	N (GR)
Replacement of Variable Frequency Drives at MARKET AVENUE PUMP STATION	Bazen Electric Co	11/14/2023	11/1/2025	12/31/2025	N/A	\$1,118,900.00	2026	N (GR, WLK, GRT, TALL, WRIGHT)