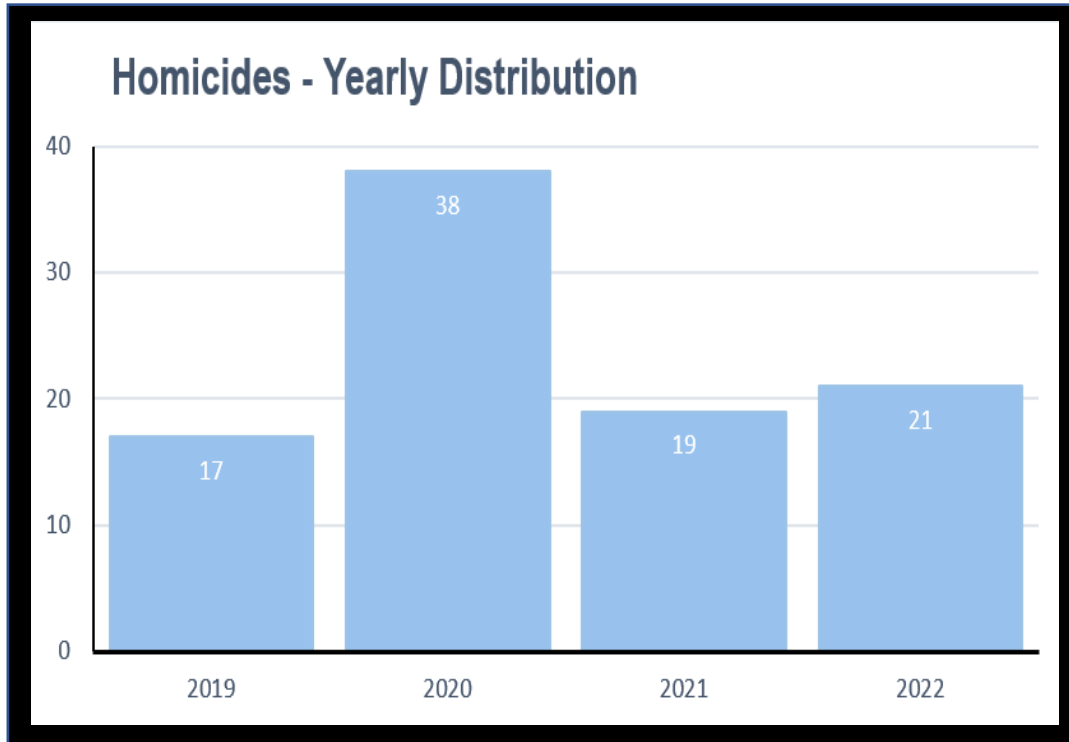


POLICE DEPARTMENT UPDATES



<https://data.grandrapidsmi.gov/stories/s/i3s7-bmak>

Homicides



Number of Victims

- 2019 – 17 victims
- 2020 – 38 victims
- 2021 – 19 victims
- 2022 – 21 victims (as of 11/30/22)

2022 is below the previous 3 YTD average of 24

*Chart represents only the number of incidents

GRPD continued efforts to combat violence

Cleared Homicides

- National Average: 55%
- GRPD 2021 Cleared rate: 78.9%

2022 Murders

- 21 Homicides for 2022
- 11 closed by arrest and prosecutions
- 3 closed exceptional
- Majority of other murders in prosecution review



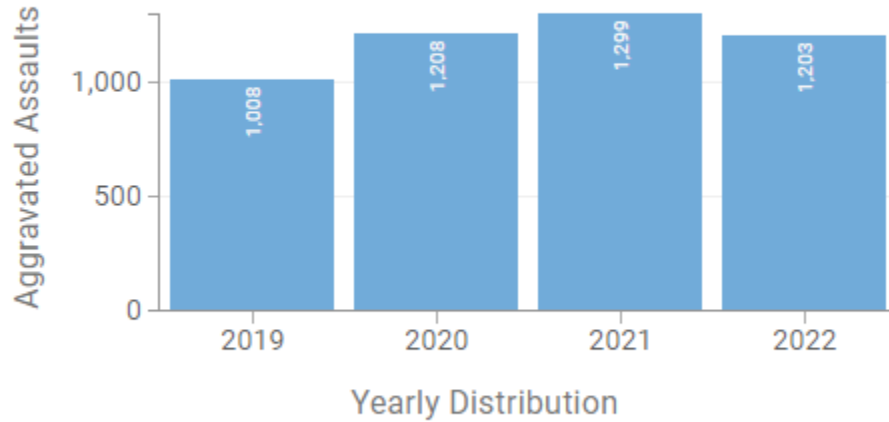
Illegally Possessed Firearms Recovered by GRPD (YTD as of 11/30)

- 2019 – 270
- 2020 – 327
- 2021 – 538
- 2022 – 487

Aggravated Assaults



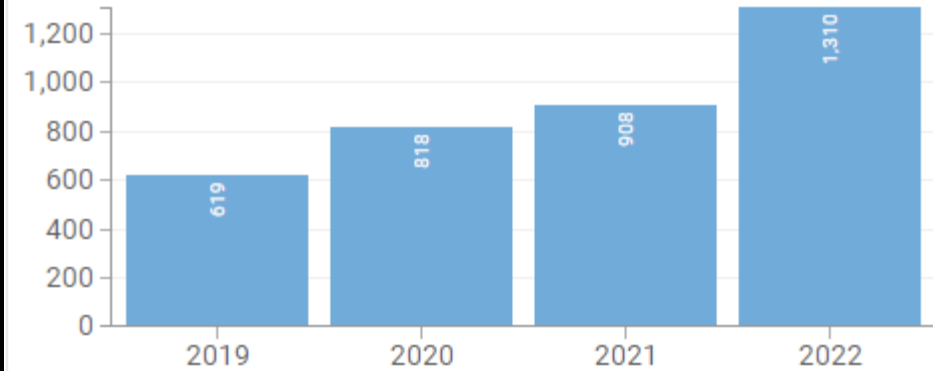
Aggravated Assaults Yearly Distribution



2022 is above the previous 3 YTD average of 1,171

Auto Thefts

Motor Vehicle Theft - Yearly Distribution

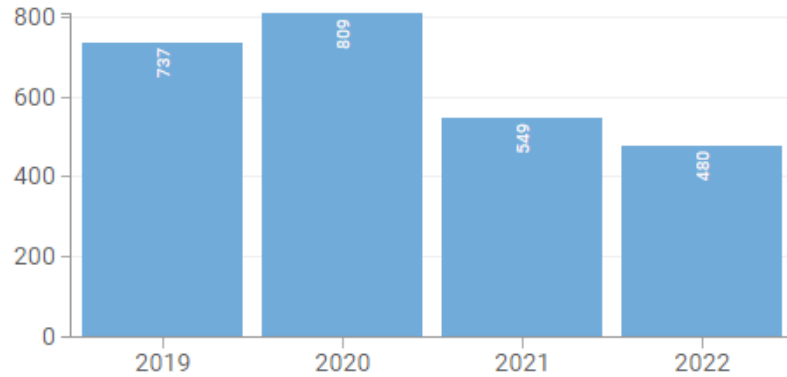


2022 is above the previous 3 YTD average of 781

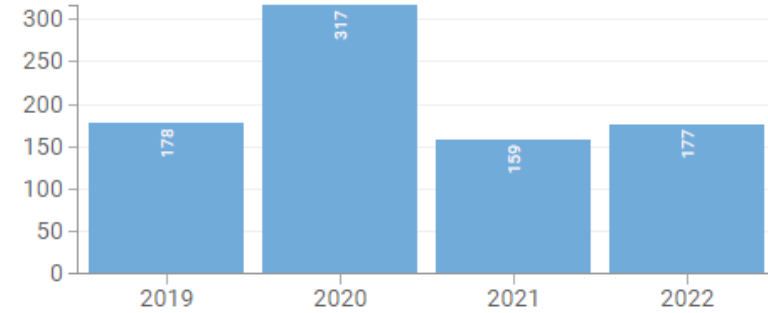
Burglary/Breaking & Entering



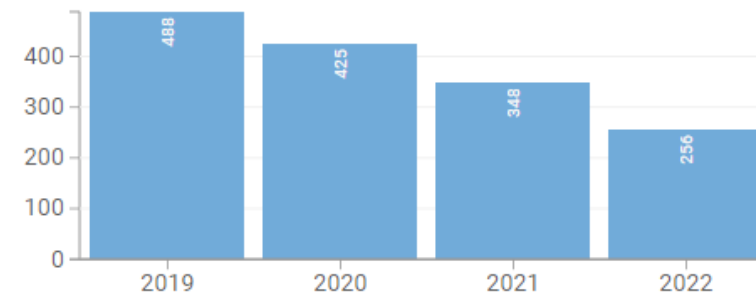
Burglary/Breaking & Entering - Yearly Distribution



Non-Residential Burglaries - Yearly Distribution

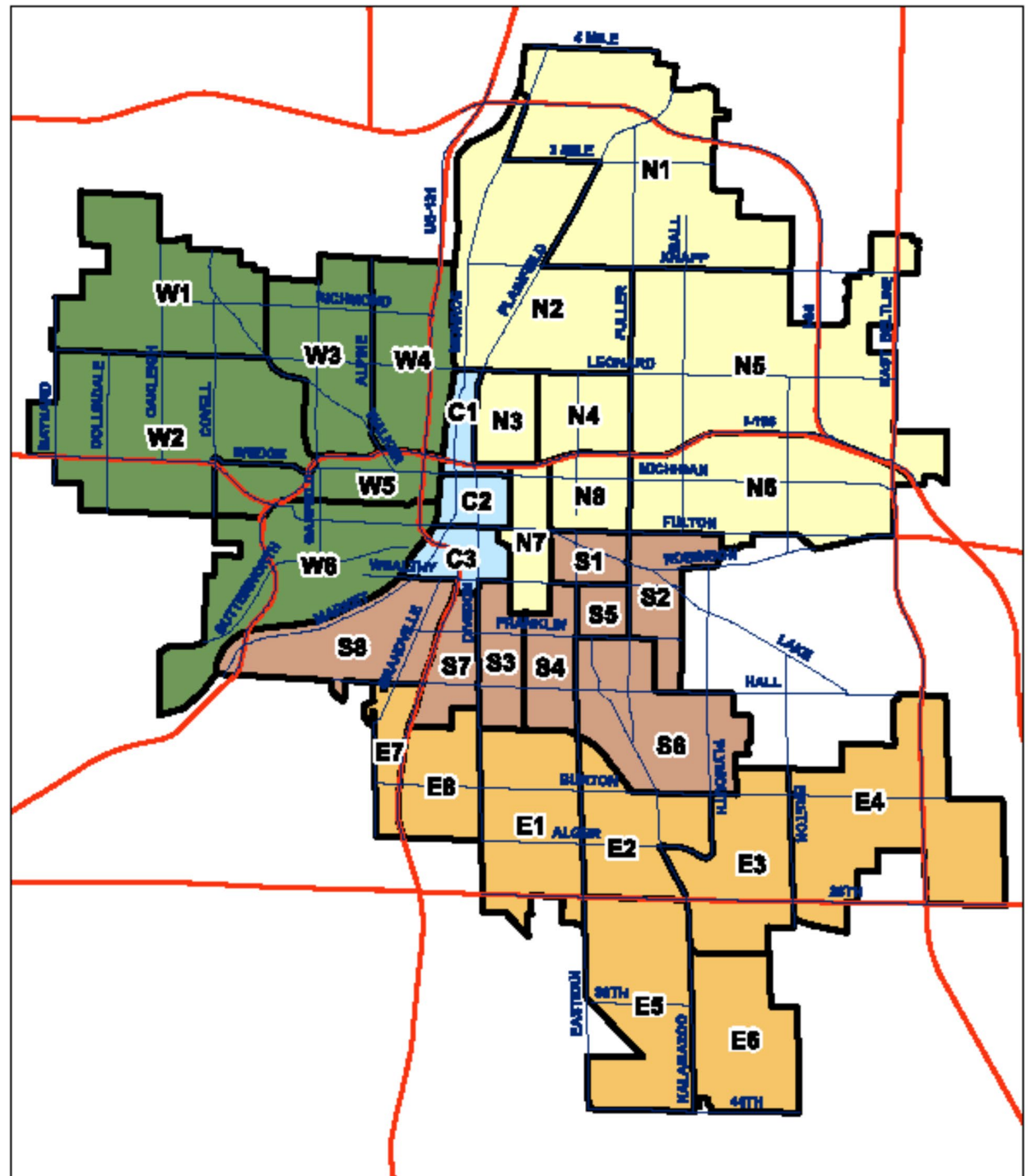


Residential Burglaries - Yearly Distribution



2022 is below the previous 3 YTD average of 698

Grand Rapids Police Service Areas and Beats



Crime By Service Area (YTD compared to 2021)

Aggravated Assaults (YTD):

- Central: 176 (5.9% decrease)
- East: 313 (25.2% increase)
- North: 195 (7.6% decrease)
- West: 180 (7.7% decrease)
- South: 337 (9.2% decrease)

Murder (YTD):

- Central: 3 (no change)
- East: 6 (no change)
- North: 4 (100% increase)
- West: 3 (50% increase)
- South: 5 (25% increase)

Auto Theft (YTD):

- Central: 73 (92.1% increase)
- East: 371 (91.7% increase)
- North: 263 (86.5% increase)
- West: 239 (100.8% increase)
- South: 363 (53.2% increase)

Burglary (YTD):

- Central: 24 (no change)
- East: 125 (14.4% decrease)
- North: 88 (16.2% decrease)
- West: 120 (13.2% increase)
- South: 121 (5.5% decrease)



Special Response Team Deployment

November 23 – December 12

- Investigatory Stops: 82
 - Citations: 26
 - Arrests: 35
- Business Contacts: 72

Year to Date:

Overdose responses by GRPD: 166

Successful Narcan Administration by
GRPD: 22

Overdose responses resulting in
death: 34

