



CITY OF
GRAND
RAPIDS

Update on COVID-19 Emergency Response and Recovery

September 15, 2020

Agenda

September 15, 2020

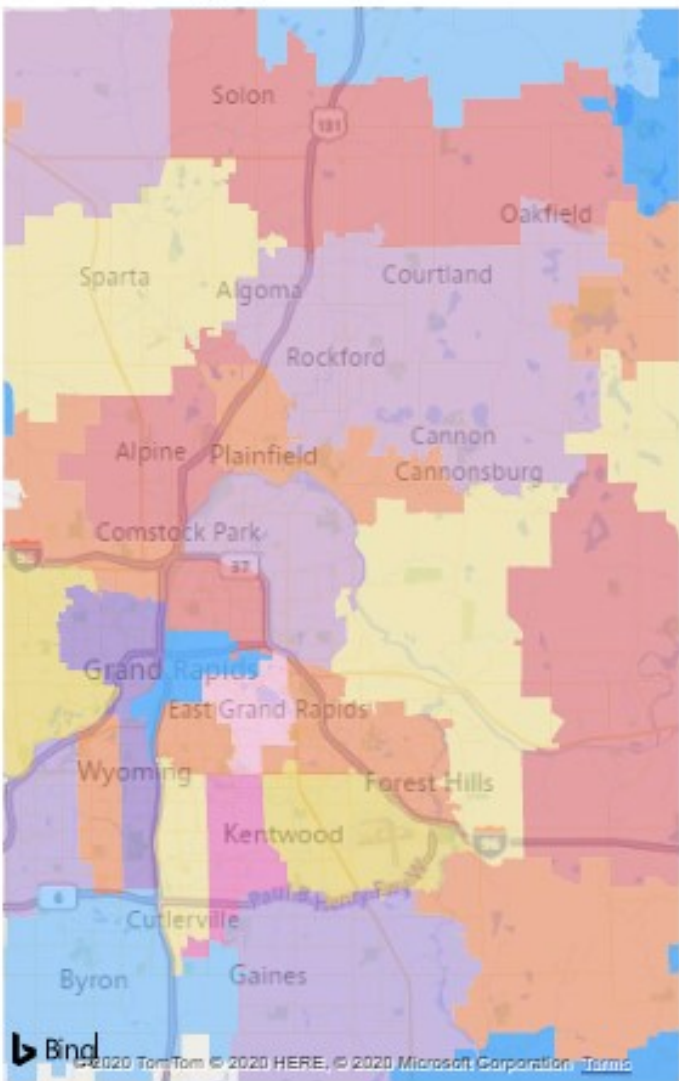


- COVID-19 Case Update
- Homeless Outreach Team
- Homelessness Work Group
- Election/Ballot Impacts
- Census Impacts
- Economic Recovery
- Coronavirus Relief Funding

Total Cases 8,326	Active Cases 1,106	Recovered 7,037	Deaths 163	The Michigan Department of Health and Human Services (MDHHS) defines "Recovered" as the number of persons with a confirmed COVID-19 diagnosis who are alive 30 days post-onset (or referral date if onset is not available). If an individual dies from a COVID-related cause >30 days from onset/referral, they are removed from the number of persons recovered.
------------------------------------	-------------------------------------	----------------------------------	-----------------------------	--

Total Cases 8,326	Active Cases 1,106	Recovered 7,037	Deaths 163	The Michigan Department of Health and Human Services (MDHHS) defines "Recovered" as the number of persons with a confirmed COVID-19 diagnosis who are alive 30 days post-onset (or referral date if onset is not available). If an individual dies from a COVID-related cause >30 days from onset/referral, they are removed from the number of persons recovered.
------------------------------------	-------------------------------------	----------------------------------	-----------------------------	--

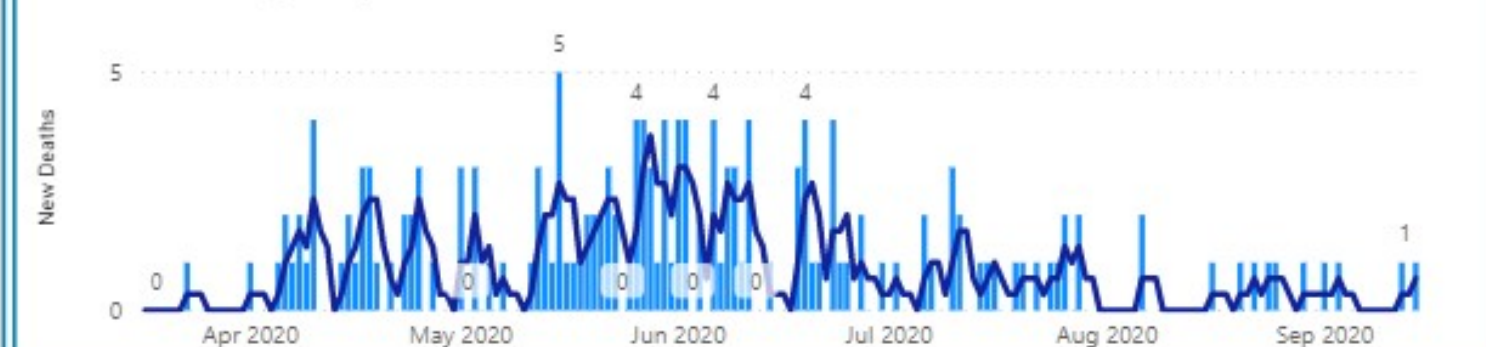
Total Cases by Zip Code



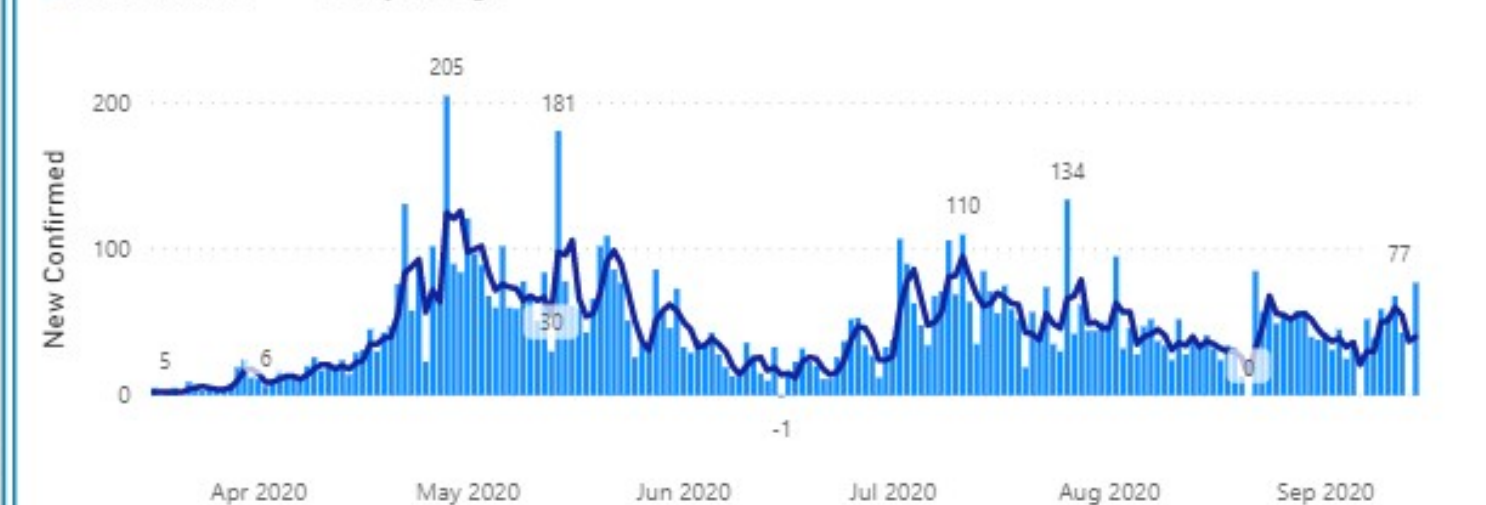
Zip Code	Total Cases
49507	999
49503	897
49508	676
49509	637
49504	607
49548	531
49546	409
49519	360
49506	347
49505	326
49512	250
49525	245
49341	193
49301	192
49418	179
49321	159
49315	145
49534	137
49319	134
49316	129
49544	118
49345	116
49331	94
49330	79
49302	65

Counts below 20 are masked for to protect privacy/re-identification.

Deaths by Date	
----------------	--



New Confirmed Cases and 3-Day Average by Date



The 3-Day Average reduces variations in new case reporting caused by test result timing and data entry.



Homeless Outreach Team (HOT) Update

- Approved \$510K allocation from General Fund reserves to continue HOT efforts through December 2020
- Executed contract with Network180 for provision of social services and recovery personnel to the HOT program – two (2) teams of two (2) to be embedded with the HOT
 - Ratification on 9/15/20 fiscal agenda
- Initiated collaborative meetings with partner providers
 - Facilitated discussions for shared visioning began 9/14 with Public Agency/WMCAT as facilitator



Homeless Outreach Team (HOT) Update

- HOT team has been responding to community concerns around homeless issues in several areas of the city
- The addition of a social worker and substance abuse counselor is in process
- Coordination among social service organizations has been robust
- Coordinating with the Coalition to End Homelessness (CoC) agencies to perform a September Point in Time (PIT) Count
- Increased cleanliness efforts coordinated between several City Departments, MDOT, Kent County Road Commission, The Rapid, Steepletown and Next Step to address concerns at parks, restroom facilities, trails, bus stops, freeways and roadsides



COVID-19 Additional Recovery Action

Emergency Operations Center (EOC) response and recovery work continues through work groups

- Economic Resiliency and Recovery Work Group – charged to support the resiliency of community members and local business during the pandemic and to build back better once the pandemic passes
 - Created investment strategy for approximately \$6.4 million, including investment in the La Lucha Fund
 - Collaborated on the formation of innovative Social Zones
- Created the Homelessness Work Group as a function of the EOC



COVID-19 Additional Recovery Action

Homelessness Work Group

- Executive level, interdisciplinary team, authorized and empowered to act in emergency management mode
 - Expand on work of the Homeless Outreach Team (HOT)
 - Enhance partnerships to focus on immediate interventions and long-term solutions
 - Focus on evidenced-based approaches, innovation and experimentation



Homelessness Work Group

Mission

- To protect health and safety and improve outcomes for homeless persons and our community by addressing immediate, emerging and systemic conditions made worse by COVID-19

Focus on a three-phase action plan

- Immediate actions - to mitigate impacts on persons experiencing homelessness, businesses and neighborhoods
- Mid-term actions – to begin to address systemic issues both independently and with partners
- Long-term actions – to sustain an effective response to homelessness



Homelessness Work Group

Immediate Actions

- Appointed Interim Homelessness Coordinator to support HOT efforts and coordinate City service responses
- Began facilitated discussion with community street outreach partners to maximize HOT work
- Secured social worker and recovery coach services
- Working to reduce homelessness on Monroe Center, Division Avenue and within business areas and parks
- Securing interim agreement for rapid re-housing services
- Joining community data tracking systems – HMIS and GRACE Network information systems



Homelessness Work Group

Mid-term Actions

- Support Homelessness Coordinator in creation of full action plan
- Ensure ERRIS and other investments align with desired outcomes for addressing homelessness
- Enhance community partnerships to develop innovative approaches to address homelessness
- Support creation of affordable housing, particularly for vulnerable populations, including use of State Land Bank properties
- Support continued implementation of community prioritization of housing resources for those most vulnerable to COVID-19

Homelessness Work Group

Long-term Actions

- Expand HOT staffing hours beyond 6am to 6pm Monday-Saturday
- Connect community and economic development programs and policies to effectively support affordable housing strategy for extremely-low income and vulnerable persons
- Work with the Grand Rapids Coalition to End Homelessness (CoC), the Housing Stability Alliance and community partners to affect systemic change, including
 - Economic and racial disparities impacting homeless persons and families



COVID-19 Additional Recovery Action

To be resolved as we move forward, we will need to:

- Weave in other investments from the City, other grants and other sources
- Match City resources with community resources
- Continue to pivot as we learn more about gaps and community needs



Election/Ballot Impacts

Polling Locations

- New polling locations needed for the August and upcoming November election
- Due to retirement communities not open to the public

In the Precinct:

- State Bureau of Elections provided PPE for every precinct
 - Face shields, masks, gloves, hand sanitizer, disinfectant, and alcohol wipes
- All poll workers are required to wear masks
- Voters are not required to wear masks, but signage is placed at the door recommending a face mask
 - In August, most voters wore a mask
- Voting booths setup 6 feet apart; 6 feet separation markings on floor; signage posted encouraging physical distancing

In the Absent Voter Counting Board:

- All workers required to wear masks when not able to physically distance or moving inside the Counting Board.
- State Bureau of Elections provided PPE for all Counting Boards
- Relocated to a larger location to ensure enough space for distancing



Election/Ballot Impacts

Absentee Voting

- All registered voters were mailed an application for August/November Elections.
- Voters also received application from parties/organizations, and voters may apply online through www.mi.gov/vote. They may also verify if the ballot was received on this website.
- 5 additional drop boxes are being placed around the city that will be emptied daily and more often as Election Day nears.
- The closing of the Absentee Counting Board will have documents, seals, pollbooks, and ballot bags inspected by a Receiving Board before bringing required documents to the county.
- Preparing if the legislature allows pre-processing of Absentee Ballots on Monday before election.



2020 Census Complete Count Status

- 2-year, \$200k City effort to inform and motivate residents to participate
- 91.3% estimated response rate (9/13/20)
 - 70.4% self-response (Grand Rapids) vs. 69.7 in 2010
 - 20.9% in-person count (Michigan average)
- 8.7% estimated non-response = potential \$313 million loss to Grand Rapids community over 10 years
 - 15 days until official deadline – counting continues
 - Gaps left after self-response and in-person count can be filled in using other sources
 - Original plan included 10 weeks of in-person counting; current plan is for 6 weeks
 - Litigation underway in California could conceivably lead to a count extension beyond 9/30

2010 "participation
rate" was 77%

2020 Census Complete Count Status

Urban Church Center Leadership
West Grand Urban League GPNA Literacy Center WM
Michigan Migrant GRPS Latin Association of Pastors
YMCA Legal Asst Dwelling Place SEE
Genesis Non-Profit Housing Corporation Hispanic Center WM
Covenant House Academy Friendship Center
RPNA LaMejor JBAN Bhutanese Community
Grand Rapids Nehemiah Project Degage
CNA Asian Community IGE South Division/
Outreach GRAP Covenant House MI Grandville
Negro Business and Professional Women NOBL New City Neighbors PROACTIVE Refugee Education Center
CID

City Census Team

- Census Coordinator
 - Kathi Harris
- Census Ambassadors
 - Eunice Jackson
 - Daniel Lopez
 - Raul Velasco
- Communications / Logistics
 - Jasmyne Schierbaum
 - Trey Tirpak

2020 Census City / Partner Activities

- Recent City / Partner activities
 - Intensified TV, radio, print, and social media promotion
 - Resumed in-person engagement (events, etc.) with PPE, physical distancing
 - Re-engaged with key partners – community organizations, schools, houses of worship, health centers, housing providers, stores, restaurants
 - 9/9 “Countdown” press event
 - 9/12 canvassing in Grandville neighborhood
- Upcoming City / Partner activities
 - 9/19 canvassing in Garfield Park neighborhood
 - Continuing in-person engagement and engagement with key partners
 - Final push in lower response census tracts




Economic Recovery – Outdoor Activation Progress Report

- Most social district permits applied for in July and August have been issued
- Wealthy Street Social Zone / District set up 9/3
- Fulton Street Social Zones set up 9/3
- 5 social district permit recommendations on today's Committee of the Whole agenda (for a total of 38 since 7/21)
- Growing interest in plans for winter activation including overhead heaters, etc.
- General business community interest in reducing disruptions to patrons within outdoor dining areas

Economic Recovery – Outdoor Activation

Photos (1 of 2)



Economic Recovery – Outdoor Activation

Photos (2 of 2)



Economic Recovery – Outdoor Activation Social Districts

- Continued policy development for winter activation
- Likelihood of 3 proposed resolutions on 9/29 agenda, with the support of the Kent County Health Department
 - Extension of social zones with seasonal and public health-related modifications
 - Extension of outdoor temporary uses on private property as a public health measure
 - Authorization of outdoor wood fires on residential college/university campuses as a public health measure
- Multi-departmental on-site review of existing social zone seating areas to identify needed seasonal adjustments
- Implementation of seasonal adjustments by early November

Coronavirus Relief Funding

- Coronavirus Emergency Supplemental Funding (CESF) \$350k
 - Public safety communications
 - Code Compliance response
- Emergency Solutions Grants (ESG-CV1 & ESG-CV2) \$3.2M
 - Homelessness issues
- Community Development Block Grant (CDBG-CV1&2) \$2.2M
 - Business recovery, support to neighborhood associates and other housing services
 - Update – Additional HUD Award in progress (CDBG-CV3) \$1.2M
- Assistance to Firefighters Grant Program Supplemental (AFG-S) \$145k
 - Personal protection equipment
- Coronavirus Relief Local Government Grants Program (CRLGG) \$1.4M
 - Based on 150% of August CVTRS revenue sharing payment
 - Cannot be used for revenue replacement, CARES qualified expenses



Coronavirus Relief Funding

- Public Safety & Public Health Payroll Reimbursement Program
 - Application: \$10.3M
 - Award #1: \$5.2 (50% of request)
 - Possible additional award in the future after review complete
- Water Utility Bill Assistance
 - Partnership with KCCA
 - Up to \$700 per qualifying individual for bill payment assistance
- Kent County CARES
 - April 24: County received \$114M in CARES funding
 - May 8: City requested \$37M
 - June: County COVID subcommittee approved \$11.1M for City and overall \$15M bucket for local units of government
 - June-August: City submits qualified expenses for reimbursement - \$878k submitted, not reimbursed
 - September: County now deciding if they will allocate money based on population or COVID cases and throw out previous guidance: \$4-7M depending on scenario





Questions
